

New PSSW Wireless Control System Information Sheet



Features

- Replaces vulnerable cable runs
- Reduces downtime through damage
- Ideal for sliding gates, roller doors, etc
- Up to 6 transmitters per receiver
- Conforms to Safety Category 2 EN954

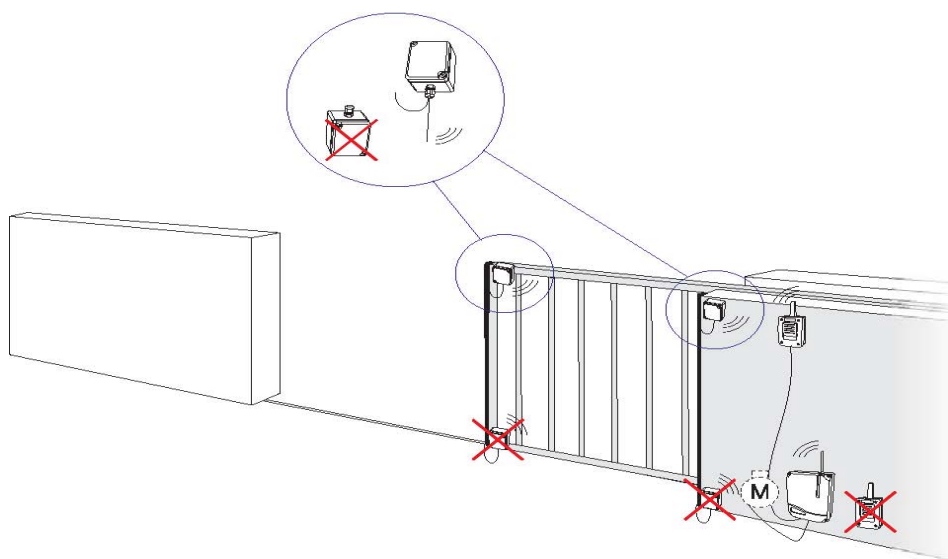


In many applications the cable run between a remote sensing- or safety-switch can be vulnerable to damage or vandalism. Typical of these applications is the connection to an anti-trap safety sensor (such as a sensing edge) on the leading end of a sliding gate. When the gate is fully open, the distance from the sensing edge to the gate controller may only be a couple of metres but when the gate is fully closed, that distance may have increased to 30 metres or more. Using coiled cable or employing cable tensioning systems to cater for this varying length of cable run can still leave the cable vulnerable. Equally it could simply be more convenient to have a wireless connection between a switching device and a control system. For example, the installation could be short-term and does not warrant full-scale permanent installation of the cables.

Up to 6 transmitters can each monitor the state of a different fail-safe switch and pass that information wirelessly to the receiver to give a pass/fail output for the system. Each transmitter monitors an end-of-line resistor in the switch and the receiver can present either a closed contact or an end-of-line resistor as a pass output.

The range of the system is specified as 10 metres but dependent on the surroundings (high buildings, metal walls, etc) a range of over 40m is typical. Performance is better when the transmitters and receivers are mounted vertically and high on the installation.

Typical installation on a sliding (cantilever) gate



Technical Specification:

Transmitters

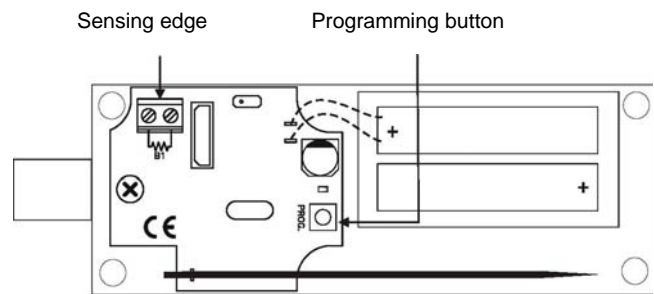
PSSW/TX	
Operating frequency	868.90MHz
Power supply	3V DC (2 x 1.5V LR6 AA)
Operating consumption	12mA
Radiated power	< 25mW
Operating temperature	-20°C - +55°C
Ingress protection	IP66
Dimensions	160 x 53 x 20mm
Range (guaranteed)	10m
Battery life	2 years
Minimum time between two or more PSSW/TX activations (for complying with the R&TTE Directive)	7 min

Receiver

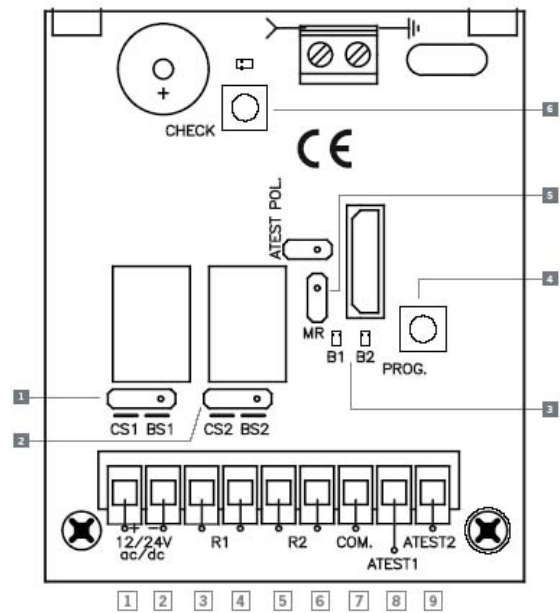
PSSW/RX	
Frequency	868.90MHz
Memory	6 off PSSW/TX (3 on relay 1, 3 on relay 2)
Number of relays	2 relays
Power supply	12/24V AC/DC
Power supply range	9-35V DC 8-28V AC
Relay contacts	1A
Consumption: idle/op.	18mA/80mA
Self-test input	2 off 0/12/24V AC/DC inputs with selectable polarity
Power	< 25mW
Operating temperature	-20°C to +85°C
Ingress protection	IP54 (with IP65 cable seals)
Dimensions	82 x 190 x 40mm
Range (guaranteed)	10 metres

Connections and controls

Transmitters



Receiver



Connections

1. Power supply 12/24V AC/DC: (+)
2. Power supply 12/24V AC/DC (-)
- 3,4 Output R1:
- 5,6 Output R2:
- 7 COM: Common connection safety self test (-). See AUTOTEST FUNCTION
- 8 ATEST1: Self-test connection for Output R1 AUTOTEST FUNCTION
- 9 ATEST2: Self-test connection for Output R2. AUTOTEST FUNCTION.